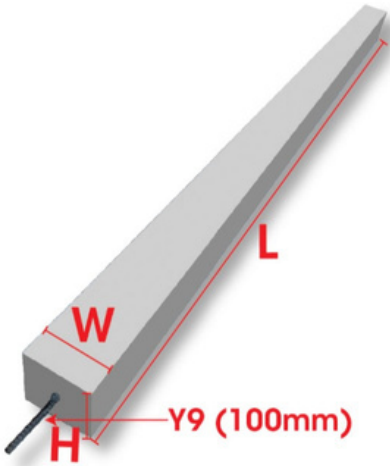


PRE-STRESSED RC COLUMN (TIANG SIMEN)




STANDARD DIMENSION

Width (W)		Height (H)		Length (L)		Weight
inch	mm	inch	mm	feet	mm	kg
4"	100	4"	100	7'	2100	52.50
4"	100	4"	100	8'	2400	60.00
4"	100	4"	100	9'	2700	67.50
4"	100	4"	100	10'	3000	75.00
4"	100	4"	100	11'	3300	82.50
4"	100	4"	100	12'	3600	90.00

PRE-STRESSED RC POLE (TIANG PAGAR)

STANDARD DIMENSION

Width (W)		Height (H)		Length (L)		Weight
inch	mm	inch	mm	feet	mm	kg
3"	75	3"	75	6'	1800	27
3"	75	3"	75	6.5'	1990	29
4"	100	4"	100	6.5'	1980	43
4"	100	4"	100	7'	2140	49



*The above measurements are based on standard measuring methods. Actual sizes may vary slightly.
 *Our company reserves the right to modify the above sizes without prior notice.



PRE-STRESSED RC POLE SUPPORT (TIANG SOKONG)

STANDARD DIMENSION

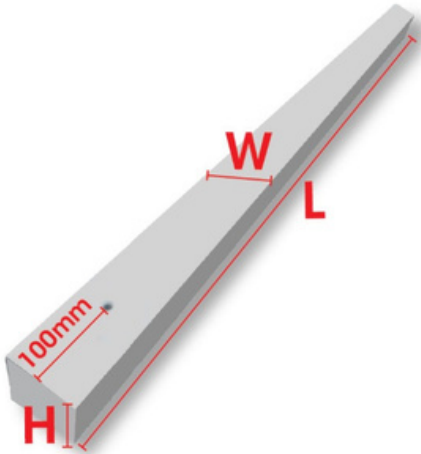
Width (W)		Height (H)		Length (L)		Weight
inch	mm	inch	mm	feet	mm	kg
3"	75	3"	75	6'	1800	27
3"	75	4"	100	6'	1800	34



PRE-STRESSED RC POLE DRAGON (TIANG NAGA)

STANDARD DIMENSION


Width (W)		Height (H)		Length (L)		Weight
inch	mm	inch	mm	feet	mm	kg
3"	75	3"	75	5'	1500	24
3"	75	3"	75	5.5'	1650	26
3"	75	3"	75	6'	1800	29
3"	75	3"	75	6.5'	1950	31
3"	75	3"	75	7'	2100	33



REINFORCED CONCRETE SLAB

STANDARD DIMENSION

Product Code	Length (A) mm	Width (B) mm	Cover		Weight kg
			Thickness (C) mm		
CS1890	1890	490	55		122



*The above measurements are based on standard measuring methods. Actual sizes may vary slightly.

*Our company reserves the right to modify the above sizes without prior notice.

